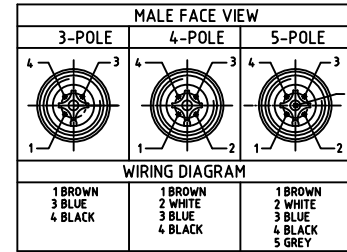
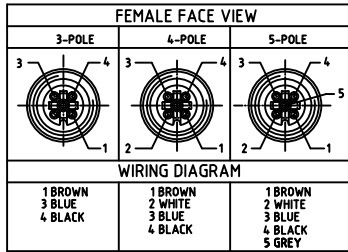
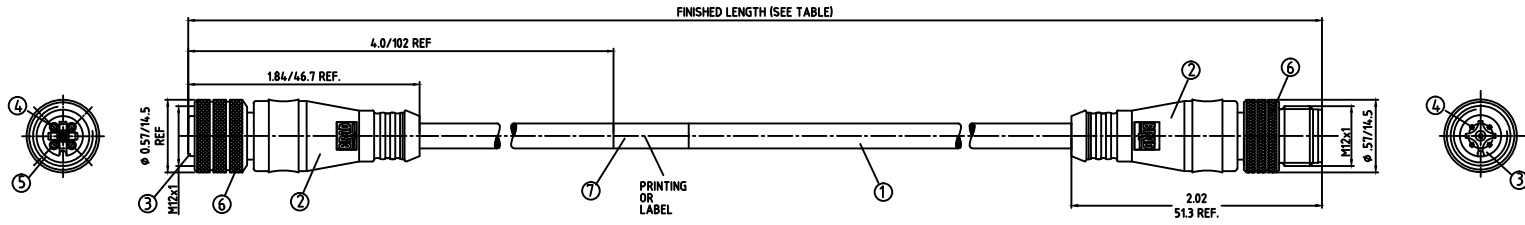


10 9 8 7 6 5 4 3 2 1



CONNECTOR SPECIFICATION:

VOLTAGE RATING	250 VAC/VDC
AMPERAGE RATING	max. 4 AMPS
PROTECTION	IP67
OPERATING TEMPERATURE	-20°C TO 105°C

ITEM	COMPONENT	MATERIAL	FINISH
7	LABLE	MYLAR	BLACK/YELLOW
6	COUPLER	BRASS	TEFLON
5	O-RING	VITON	RED
4	SOCKET/PIN CONTACT	COPPER ALLOY	GOLD OVER NICKEL
3	INSERT	NYLON	BLACK
2	OVERMOLD	TPE	YELLOW
1	CABLE- 22/3-5 (COPPER STRANDING) 3/4/5 CONDUCT. 300V	TPE JACKET	YELLOW

ADD P/N 884030K05M005 EC NO: WNA2011-0420 DRWN: TWOLDEGE 2/15/11 CHKD: LHARTMAN APPR: JFMURPHY 2010/01/29	QUALITY SYMBOLS ▽ = 0 ▽ = 0	GENERAL TOLERANCES (UNLESS SPECIFIED) <table border="1"> <tr> <th></th> <th>mm</th> <th>INCH</th> </tr> <tr> <td>4 PLACES</td> <td>±.01</td> <td>±.0004</td> </tr> <tr> <td>3 PLACES</td> <td>±.02</td> <td>±.0008</td> </tr> <tr> <td>2 PLACES</td> <td>±.03</td> <td>±.0012</td> </tr> <tr> <td>1 PLACE</td> <td>±0.3</td> <td>±.012</td> </tr> <tr> <td>ANGULAR</td> <td>±</td> <td>°</td> </tr> </table>		mm	INCH	4 PLACES	±.01	±.0004	3 PLACES	±.02	±.0008	2 PLACES	±.03	±.0012	1 PLACE	±0.3	±.012	ANGULAR	±	°	DIMENSION STYLE IN/MM DRAWN BY DATE LSTEMMLE 2010/01/25 CHECKED BY DATE RE 2010/01/26 APPROVED BY DATE NSTAUDIG 2010/01/29 MATERIAL NO. SEE TABLE	SCALE 1:1 DESIGN UNITS METRIC THIRD ANGLE PROJECTION	MICRO-CHANGE CORDSET 3/4/5 P. FE STR/ MA STR 22/3-5 YELLOW TPE CABLE
		mm	INCH																				
	4 PLACES	±.01	±.0004																				
3 PLACES	±.02	±.0008																					
2 PLACES	±.03	±.0012																					
1 PLACE	±0.3	±.012																					
ANGULAR	±	°																					
DRAFT WHERE APPLICABLE MUST REMAIN WITHIN DIMENSIONS	SIZE A3	THIS DRAWING CONTAINS INFORMATION THAT IS PROPRIETARY TO MOLEX INCORPORATED AND SHOULD NOT BE USED WITHOUT WRITTEN PERMISSION	MOLEX INCORPORATED SD-120066-011 DOCUMENT NO.	SHEET NO. 1 OF 2																			
3	REVISIONS																						

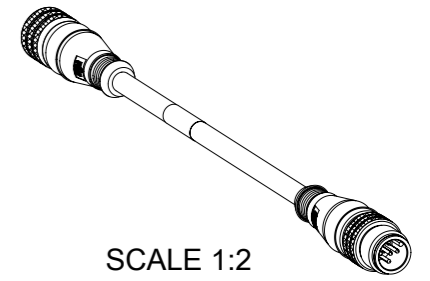
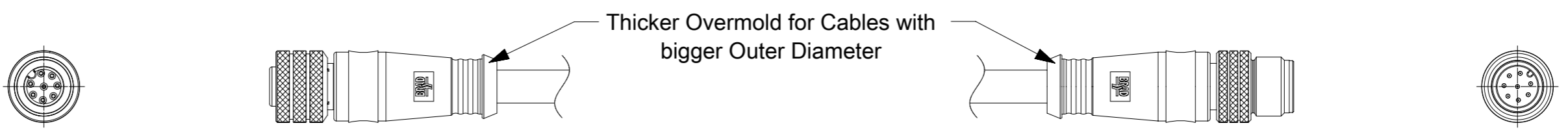
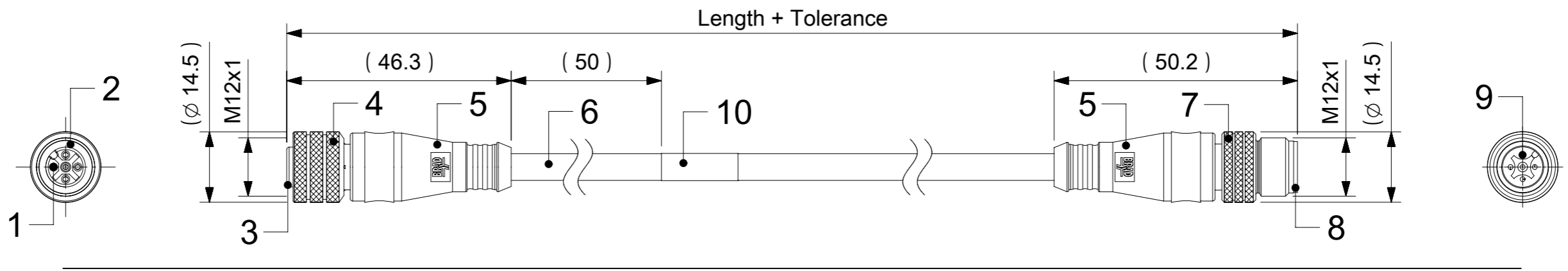
10 9 8 7 6 5 4 3 2 1

POL	MATERIAL NUMBER	ENGINEERING NUMBER	FINISHED LENGTH
3	1200660676	883030K05M010	3.28' +2.19" -0 [1.0M +55.6 -0]
3	1200660680	883030K05M040	13.12' +6.50" -0 [4.0M +165.1 -0]

POL	MATERIAL NUMBER	ENGINEERING NUMBER	FINISHED LENGTH
4	1200660683	884030K05M003	.3M +19.1 -0 [.98' +.75" -0]
4	1200660684	884030K05M005	.5M +44.5 -0 [1.64' +1.75" -0]
4	1200660686	884030K05M006	.6M +44.5 -0 [1.97' +1.75" -0]
4	1200660687	884030K05M010	1.0M +55.6 -0 [3.27' +2.19" -0]
4	1200660688	884030K05M015	1.5M +55.6 -0 [4.91' +2.19" -0]
4	1200660689	884030K05M020	2.0M +88.9 -0 [6.56' +3.50" -0]
4	1200660690	884030K05M030	3.0M +88.9 -0 [9.84' +3.50" -0]
4	1200660691	884030K05M040	4.0M +165.1 -0 [13.12' +6.50" -0]
4	1200660692	884030K05M050	5.0M +165.1 -0 [16.40' +6.50" -0]
4	1200660693	884030K05M060	6.0M +165.1 -0 [19.69' +6.50" -0]
4	1200660694	884030K05M080	8.0M +317.5 -0 [26.25' +12.50" -0]
4	1200660695	884030K05M100	10.0M +317.5 -0 [32.81' +12.50" -0]
4	1200660696	884030K05M120	12.0M +317.5 -0 [39.37' +12.50" -0]
4	1200660697	884030K05M150	15.0M +622.3 -0 [49.21' +24.50" -0]
4	1200660698	884030K05M180	18.0M +622.3 -0 [59.06' +24.50" -0]
4	1200660921	884030K05M200	20.0M +622.3 -0 [65.62' +24.50" -0]
4	1200660699	884030K05M230	23.0M +622.3 -0 [75.21' +24.50" -0]
4	1200660700	884030K05M300	30.0M +622.3 -0 [98.43' +24.50" -0]
4	1200660701	884030K05M610	61.0M +622.3 -0 [199.47' +24.50" -0]

ADD P/N 884030K05M005 EC NO: WNA2011-0420 DRWN: TWOLDEGE CHKD: LHARTMAN APPR: JFMURPHY 2/15/11 2010/01/29	QUALITY SYMBOLS	GENERAL TOLERANCES (UNLESS SPECIFIED)		DIMENSION STYLE		SCALE	DESIGN UNITS	THIRD ANGLE PROJECTION
	▽ = 0	mm	INCH	IN/MM		1:1	METRIC	
	▽ = 0	4 PLACES ± --	± --	DRAWN BY	DATE	MICRO-CHANGE CORDSET 3/4/5 P. FE STR/ MA STR 22/3-5 YELLOW TPE CABLE		
		3 PLACES ± --	± --	LSTEMMLE	2010/01/25			
	2 PLACES ± --	± .01	CHECKED BY	DATE	MOLEX INCORPORATED SD-120066-011			
	1 PLACE ± 0.3	± --	RE	2010/01/26				
	ANGULAR ± -- °		APPROVED BY	DATE	SHEET NO. 2 OF 2			
			NSTAUDIG	2010/01/29				
	DRAFT WHERE APPLICABLE MUST REMAIN WITHIN DIMENSIONS			SEE TABLE				
				SIZE	THIS DRAWING CONTAINS INFORMATION THAT IS PROPRIETARY TO MOLEX INCORPORATED AND SHOULD NOT BE USED WITHOUT WRITTEN PERMISSION			
				A3				

FEMALE PLUG M12 STRAIGHT TO MALE PLUG M12 STRAIGHT



NOTES:
 RATED VOLTAGE: 3, 4 contacts 250V per IEC 60664
 5 contacts 60V per IEC 60664
 5 contacts 250V per UL 2238
 8 contacts 30V per IEC 60664
 RATED CURRENT: 3, 4, 5 contacts 4A
 8 contacts 2A

PROTECTION CLASS: IP 67
 TEMPERATURE: -25°C / +85°C

CONTACTS POSITION FRONT VIEW:

	3 CONTACTS		4 CONTACTS		5 CONTACTS		8 CONTACTS	
FEMALE								
MALE								
CONNECTIONS	PIN	WIRE	PIN	WIRE	PIN	WIRE	PIN	WIRE
	1	BROWN	1	BROWN	1	BROWN	1	WHITE
	2	---	2	WHITE	2	WHITE	2	BROWN
	3	BLUE	3	BLUE	3	BLUE	3	GREEN
	4	BLACK	4	BLACK	4	BLACK	4	YELLOW
	5	---	5	---	5	GREY OR GREEN/YELLOW	5	GREY
							6	PINK
							7	BLUE
						8	RED	

CODING REQUIRED TO IEC 61076-2-101

FOR OPTIONS SEE - NUMERICAL CODE - ON SHEET 2

ITEM	QTY.	DESCRIPTION	MATERIAL	FINISH
10	1	LABEL YELLOW	VINYL	---
	-	PRINTING FOR CABLES lxx	---	---
9	3 / 4 / 5 / 8	CONTACT MALE	BRASS	SELECTIVE Au OVER Ni
8	1	INSERT MALE BLACK	TPU	---
7	1	COUPLING NUT MALE	BRASS	NICKEL
6	-	CABLE	SEE SHEET 2	---
5	-	OVERMOULDING BLACK	TPU	---
4	1	COUPLING NUT FEMALE	BRASS	NICKEL
3	1	INSERT FEMALE BLACK	PUR	---
2	1	ORING RED	FPM	---
1	3 / 4 / 5 / 8	CONTACT FEMALE	BRASS	SELECTIVE Au OVER Ni

QUALITY SYMBOLS FA = 0 FE = 0 FF = 0 GV = 0 CH = 0 CR = 0 CS = 0 CU = 0 CV = 0	THIS DRAWING CONTAINS INFORMATION THAT IS PROPRIETARY TO MOLEX ELECTRONIC TECHNOLOGIES, LLC AND SHOULD NOT BE USED WITHOUT WRITTEN PERMISSION		DIMENSION UNITS: MM SCALE: 1:1		 CSE M12 XP AC FE STR MA STR XM DE PRODUCT CUSTOMER DRAWING	
	EC NO: 110836 DRWN: JMARSZALEK CHK'D: RSILLER	2016/09/19 2016/12/08	GENERAL TOLERANCES (UNLESS SPECIFIED) ANGULAR TOL ± 1.0 ° 4 PLACES ± 3 PLACES ± 2 PLACES ± 0.05 1 PLACE ± 0.3 0 PLACES ± 0.5			DRWN BY: JMARSZALEK DATE: 2016/09/19 CHK'D BY: RSILLER DATE: 2016/12/08
	DRAFT WHERE APPLICABLE MUST REMAIN WITHIN DIMENSIONS		DRAWING SIZE: A3 THIRD ANGLE PROJECTION	SERIES: 120066 MATERIAL NUMBER: SEE SHEET 3-4 CUSTOMER: GENERAL MARKET		
	RELEASE STATUS: P1 RELEASE DATE: 08.12.2016 08:45:02		DOCUMENT NUMBER: 1200668165 DOC TYPE: PSD DOC PART: 000 SHEET NUMBER: 1 OF 4			

ENGINEERING NO. - NUMERICAL CODE (Available parts see PART LIST table. Other parts available upon request).

8 8 X 0 3 0 X X X X X X X X

OPTIONS

88=Micro-Change
M12x1
Double ended

Contacts:
3=3 Contacts
4=4 Contacts
5=5 Contacts
8=8 Contacts

Heads style:
030=Plug Female Straight
to Plug Male Straight

Cable type: See Table

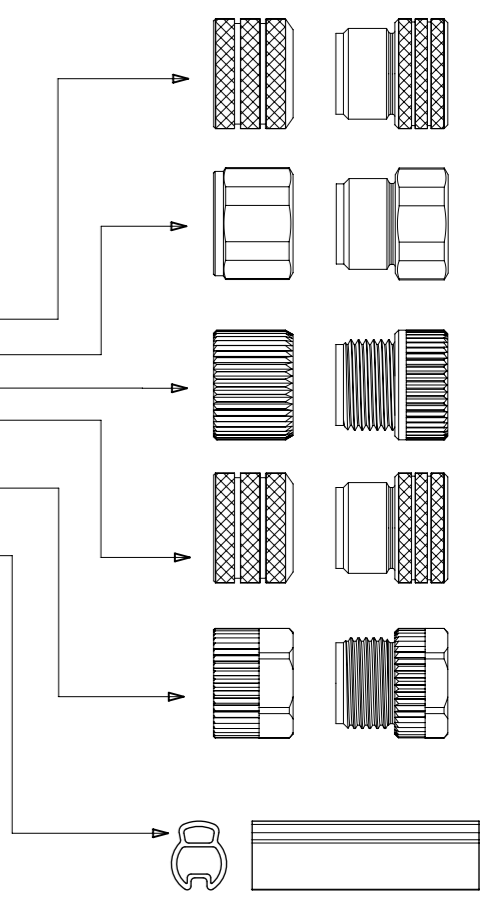
Units:
M=Meter

Length
Examples:
005=0.5 unit
010=1 unit
100=10 units

Overmold color:
Blank (Standard)=Black TPU
Blank=Yellow PVC for cables
A09, S19, S20, S26
Blank=Yellow TPE-E for cables
K03, K05
A=Grey / G=Black / Y=Yellow

Coupling Nut:
Blank (Standard)=Knurled Brass Ni Plated
1=Hexagonal Stainless steel
5=Knurled Derlin
7=Knurled Brass Ni Plated, Teflon Coated
Blank=7 for cables I20, I26, K03, K05, P82, S26
9=Knurled / Hexagonal Brass Ni Plated SW13

COUPLING NUT
FEMALE MALE



CABLE INFORMATION (for more information see Cable Data Sheet).

CABLE TYPE	NO. OF WIRES	CROSS SECTION	CABLE JACKET	UL	CSA	STATIC: TEMP. / BENDING RADIUS	DYNAMIC: TEMP. / BENDING RADIUS	DRAG CHAIN	SHIELD
A09	4	22AWG	PVC YELLOW	UL 2661	I/II A/B 80°C/300V	-	-	-	-
B02	4	18AWG	PUR YELLOW	UL 20549	I/II A/B 80°C/300V	-	-	-	-
E52	3 / 4	0.34mm ²	PVC GREY	-	-	-30°C to +70°C	-5°C to +70°C	-	-
I02	3 / 4 / 8	0.25mm ²	PVC CEI GREY	-	-	-30°C to +70°C	-5°C to +70°C	-	-
I03	3 / 4 / 5	0.34mm ²	PVC CEI GREY	-	-	-30°C to +70°C	-5°C to +70°C	-	-
I20	3 / 4	0.34mm ²	PVC CEI GREY	-	-	-30°C to +70°C	-5°C to +70°C	-	YES
I26	5	0.34mm ²	PVC CEI GREY	-	-	-30°C to +70°C	-5°C to +70°C	-	YES
K03	4 / 5	18AWG	TPE YELLOW	UL ITC or PLC	I/II A/B 90°C/300V	max 105°C	-	-	-
K05	3 / 4 / 5	22AWG	TPE YELLOW	UL ITC or PLTC	I/II A/B 90°C/300V	max 105°C	-	-	-
P04	4	0.50mm ²	PUR BLACK	-	-	-40°C to +90°C, >7.5xO.D.	-15°C to +90°C, >12.5xO.D.	-	-
P19	8	0.25mm ²	PUR BLACK	-	-	-40°C to +90°C, >7.5xO.D.	-15°C to +90°C, >12.5xO.D.	2 000 000 cycles, >15xO.D.	YES
P20	3 / 4 / 5	0.34mm ²	PUR BLACK LS0H	-	-	-30°C to +80°C	-	-	YES
P82	3 / 4 / 5	0.34mm ²	PUR IRR ORANGE	-	-	-50°C to +105°C, >5xO.D.	-40°C to +105°C, >7.5xO.D.	-	-
S19	8	0.25mm ²	PVC YELLOW	UL 2661/1569	C22.2 II A 105°C/300V	-30°C to +105°C, >10xO.D.	-15°C to +105°C, >15xO.D.	-	YES
S20	3 / 4 / 5	0.34mm ²	PVC YELLOW	UL 2661/1731	C22.2 II A 105°C/300V	-30°C to +105°C	-	-	YES
S26	5	0.34mm ²	PVC YELLOW	UL 2661/1731	C22.2 II A 105°C/300V	-30°C to +105°C	-	-	YES

CABLE LENGTH TOLERANCES

OVER	UP TO AND INCLUDING	TOLERANCES
0	305mm	+19mm
305mm	915mm	+45mm
915mm	1830mm	+56mm
1830mm	3660mm	+89mm
3660mm	7320mm	+165mm
7320mm	14640mm	+317mm
14640mm	30500mm	+610mm
30500mm	>	+2% of finished length

THIS DRAWING CONTAINS INFORMATION THAT IS PROPRIETARY TO MOLEX ELECTRONIC TECHNOLOGIES, LLC AND SHOULD NOT BE USED WITHOUT WRITTEN PERMISSION

QUALITY SYMBOLS FA = 0 FE = 0 FB = 0 FV = 0 FC = 0 FX = 0 FQ = 0 FZ = 0	EC NO: 110836 DRWN: JMARSZALEK CHK'D: APPR: RSILLER	2016/09/19 2016/12/08	GENERAL TOLERANCES (UNLESS SPECIFIED) ANGULAR TOL ± 1.0 ° 4 PLACES ± 3 PLACES ± 2 PLACES ± 0.05 1 PLACE ± 0.3 0 PLACES ± 0.5	DIMENSION UNITS: MM SCALE: 1:1	
		DRWN BY: JMARSZALEK DATE: 2016/09/19	APPR BY: RSILLER DATE: 2016/12/08	PRODUCT CUSTOMER DRAWING	
		DRAFT WHERE APPLICABLE MUST REMAIN WITHIN DIMENSIONS	DRAWING SIZE: A3 THIRD ANGLE PROJECTION	SERIES: 120066 MATERIAL NUMBER: SEE SHEET 3-4 CUSTOMER: GENERAL MARKET	
		DOCUMENT NUMBER: 1200668165 DOC TYPE: PSD DOC PART: 000 SHEET NUMBER: 2 OF 4			

PART LIST

No.	Part No.	Engineering No.	Cable Length
1	1200070023	884030S20M060H	6m
2	1200070095	883030I03M003	0.3m
3	1200070096	883030I03M006	0.6m
4	1200070097	883030I03M010	1m
5	1200070098	883030I03M020	2m
6	1200070099	883030I03M030	3m
7	1200070100	883030I03M050	5m
8	1200070101	883030I03M100	10m
9	1200070110	883030S20M010	1m
10	1200070111	883030S20M020	2m
11	1200070480	884030I03M010	1m
12	1200070481	884030I03M020	2m
13	1200070483	884030I03M050	5m
14	1200070484	884030I03M060	6m
15	1200070485	884030I03M100	10m
16	1200070494	884030P82M0057	0.5m
17	1200070499	884030S20M020	2m
18	1200070500	884030S20M030	3m
19	1200070502	884030S20M050	5m
20	1200070504	884030S20M100	10m
21	1200070597	885030S26M010	1m
22	1200070653	884030E52M200A	20m
23	1200070774	884030I03M006	0.6m
24	1200070785	884030I03M030	3m
25	1200070798	884030P82M010	1m
26	1200070799	884030P82M020	2m
27	1200070867	884030E52M100A	10m
28	1200070890	885030I26M010	1m
29	1200070891	885030I26M020	2m
30	1200070892	885030I26M030	3m
31	1200070937	884030P82M100	10m
32	1200070956	883030E52M020A	2m
33	1200070961	885030I03M030	3m
34	1200071026	884030E52M010A	1m
35	1200071035	884030S20M010H	1m

No.	Part No.	Engineering No.	Cable Length
36	1200071066	884030P82M0067	0.6m
37	1200071067	884030P82M0037	0.3m
38	1200071068	884030P82M0107	1m
39	1200071069	884030P82M0157	1.5m
40	1200071088	884030P82M0207	2m
41	1200071137	884030S20M030H	3m
42	1200071141	884030S20M020H	2m
43	1200071161	884030S20M100H	10m
44	1200071162	884030P82M006	0.6m
45	1200071178	884030S20M006H	0.6m
46	1200071188	884030S20M050H	5m
47	1200071237	884030S20M005H	0.5m
48	1200071238	884030S20M015H	1.5m
49	1200071254	884030P82M050	5m
50	1200071264	884030S20M040H	4m
51	1200071272	884030S20M005	0.5m
52	1200071279	885030I26M050	5m
53	1200071338	884030I20M030	3m
54	1200071343	883030E52M003A	0.3m
55	1200071428	884030P82M0407	4m
56	1200071501	884030P82M003	0.3m
57	1200071580	884030P82M030	3m
58	1200071582	884030P82M015	1.5m
59	1200071624	884030E52M030A	3m
60	1200071627	884030I03M0205	2m
61	1200071647	884030P82M0307	3m
62	1200072106	885030I26M005	0.5m
63	1200072359	885030I26M015	1.5m
64	1200072601	884030P82M0201	2m
65	1200658167	884030P82M0807	8m
66	1200658808	884030P04M100	10m
67	1200660271	884030A09M020	2m
68	1200660273	884030A09M0208	2m
69	1200660277	884030A09M030	3m
70	1200660286	884030A09M0508	5m

No.	Part No.	Engineering No.	Cable Length
71	1200660683	884030K05M003	0.3m
72	1200660684	884030K05M005	0.5m
73	1200660686	884030K05M006	0.6m
74	1200660687	884030K05M010	1m
75	1200660688	884030K05M015	1.5m
76	1200660689	884030K05M020	2m
77	1200660690	884030K05M030	3m
78	1200660691	884030K05M040	4m
79	1200660692	884030K05M050	5m
80	1200660693	884030K05M060	6m
81	1200660694	884030K05M080	8m
82	1200660695	884030K05M100	10m
83	1200660696	884030K05M120	12m
84	1200660697	884030K05M150	15m
85	1200660698	884030K05M180	18m
86	1200660699	884030K05M230	23m
87	1200660700	884030K05M300	30m
88	1200660857	884030B02M020	2m
89	1200660860	884030B02M030	3m
90	1200660862	884030B02M050	5m
91	1200660867	884030B02M100	10m
92	1200660878	884030K03M003	0.3m
93	1200660880	884030K03M006	0.6m
94	1200660881	884030K03M010	1m
95	1200660883	884030K03M020	2m
96	1200660887	884030K03M030	3m
97	1200660891	884030K03M040	4m
98	1200660895	884030K03M050	5m
99	1200660898	884030K03M060	6m
100	1200660899	884030K03M070	7m
101	1200660900	884030K03M080	8m
102	1200660901	884030K03M090	9m
103	1200660902	884030K03M100	10m
104	1200660904	884030K03M120	12m
105	1200660905	884030K03M140	14m

No.	Part No.	Engineering No.	Cable Length
106	1200660906	884030K03M150	15m
107	1200660907	884030K03M160	16m
108	1200660909	884030K03M200	20m
109	1200660911	884030K03M250	25m
110	1200660915	884030K05M070	7m
111	1200660918	884030K05M140	14m
112	1200660921	884030K05M200	20m
113	1200660922	884030K05M210	21m
114	1200661034	885030K03M010	1m
115	1200661035	885030K03M020	2m
116	1200661036	885030K03M030	3m
117	1200661038	885030K03M050	5m
118	1200661042	885030K03M090	9m
119	1200661043	885030K03M100	10m
120	1200661044	885030K03M150	15m
121	1200661434	884030E52M020A	2m
122	1200661438	884030K05M250	25m
123	1200661441	884030K05M190	19m
124	1200661472	884030E52M050A	5m
125	1200661543	884030K03M180	18m
126	1200661574	888030S19M120	12m
127	1200661575	888030S19M030	3m
128	1200661576	888030S19M050	5m
129	1200661577	888030S19M100	10m
130	1200661664	885030K03M005	0.5m
131	1200661685	885030K03M120	12m
132	1200661906	884030K03M500	50m
133	1200665012	885030P82M0307	3m
134	1200665368	884030K05M280	28m
135	1200668001	884030K03M110	11m
136	1200668003	884030K03M005	0.5m
137	1200668004	884030K03M240	24m
138	1200668067	884030P82M0507	5m
139	1200668068	884030S20M010	1m
140	1200668082	885030I26M006	0.6m

QUALITY SYMBOLS 	THIS DRAWING CONTAINS INFORMATION THAT IS PROPRIETARY TO MOLEX ELECTRONIC TECHNOLOGIES, LLC AND SHOULD NOT BE USED WITHOUT WRITTEN PERMISSION										
	2016/09/19	2016/12/08	GENERAL TOLERANCES (UNLESS SPECIFIED)		DIMENSION UNITS		SCALE				
	2016/09/19	2016/12/08	ANGULAR TOL ± 1.0 °		MM		1:1				
	EC NO: 110836 DRWN: JMARSZALEK CHK'D: APPR: RSILLER	4 PLACES	±	JMARSZALEK		DATE		2016/09/19		CSE M12 XP AC FE STR MA STR XM DE PRODUCT CUSTOMER DRAWING	
		3 PLACES	±	CHK'D BY		DATE					
		2 PLACES	± 0.05	APPR BY		DATE		RSILLER 2016/12/08			
		1 PLACE	± 0.3	DRAWING SIZE		THIRD ANGLE PROJECTION		A3			
	0 PLACES	± 0.5	DRAFT WHERE APPLICABLE MUST REMAIN WITHIN DIMENSIONS						SERIES: 120066 MATERIAL NUMBER: SEE PART LIST CUSTOMER: GENERAL MARKET		
				DOCUMENT NUMBER: 1200668165		DOC TYPE: PSD		DOC PART: 000		SHEET NUMBER: 3 OF 4	

PART LIST

No.	Part No.	Engineering No.	Cable Length
141	1200668090	885030S26M020H	2m
142	1200668098	888030P19M010	1m
143	1200668099	888030P19M050	5m
144	1200668165	885030I03M100	10m
145	1200668172	883030S20M050	5m
146	1200668187	884030P82M050H	5m
147	1200668252	888030P19M030	3m
148	1200668281	885030I26M025	2.5m
149	1200668310	883030S20M005	0.5m
150	1200668349	884030P82M0101	1m
151	1200668371	883030I03M040	4m
152	1200668372	884030I03M040	4m
153	1200668505	884030P20M010	1m
154	1200668506	884030P20M020	2m
155	1200668507	884030P20M050	5m
156	1200668508	884030P20M100	10m
157	1200668517	884030P82M1007	10m
158	1200668615	884030K05M050H	5m
159	1200668616	884030K05M100H	10m
160	1200668632	883030I03M020Y	2m
161	1200668633	883030I03M030Y	3m
162	1200668634	883030I03M050Y	5m
163	1200668637	884030I03M020Y	2m
164	1200668638	884030I03M100Y	10m
165	1200668639	885030I26M010Y	1m
166	1200668640	885030I26M020Y	2m
167	1200668641	885030I26M030Y	3m
168	1200668642	885030I03M030Y	3m
169	1200668643	884030P82M0067Y	0.6m
170	1200668644	884030P82M0107Y	1m
171	1200668645	884030P82M0207Y	2m
172	1200668696	883030I03M030A	3m
173	1200668697	883030I03M050A	5m
174	1200668698	883030I03M100A	10m
175	1200668699	883030I03M200A	20m

No.	Part No.	Engineering No.	Cable Length
176	1200668735	884030P82M0707Y	7m
177	1200668736	885030I26M015Y	1.5m
178	1200668773	885030P82M0107	1m
179	1200668873	885030I26M050Y	5m
180	1200669113	884030A09M0308	3m
181	1200669118	884030P82M0307Y	3m
182	1200669149	883030I03M010Y	1m
183	1200669218	885030I03M100Y	10m
184	1200669227	884030K05M500	50m
185	1200669228	884030K05M600	60m
186	1200718014	884030P82M0607	6m
187			
188			
189			
190			
191			
192			
193			
194			
195			
196			
197			
198			
199			
200			
201			
202			
203			
204			
205			
206			
207			
208			
209			
210			

No.	Part No.	Engineering No.	Cable Length
211			
212			
213			
214			
215			
216			
217			
218			
219			
220			
221			
222			
223			
224			
225			
226			
227			
228			
229			
230			
231			
232			
233			
234			
235			
236			
237			
238			
239			
240			
241			
242			
243			
244			
245			

No.	Part No.	Engineering No.	Cable Length
246			
247			
248			
249			
250			
251			
252			
253			
254			
255			
256			
257			
258			
259			
260			
261			
262			
263			
264			
265			
266			
267			
268			
269			
270			
271			
272			
273			
274			
275			
276			
277			
278			
279			
280			

QUALITY SYMBOLS 	THIS DRAWING CONTAINS INFORMATION THAT IS PROPRIETARY TO MOLEX ELECTRONIC TECHNOLOGIES, LLC AND SHOULD NOT BE USED WITHOUT WRITTEN PERMISSION										
	2016/09/19 2016/12/08 EC NO: 110836 DRWN: JMARSZALEK CHK'D: APPR: RSILLER	GENERAL TOLERANCES (UNLESS SPECIFIED)		DIMENSION UNITS	SCALE	 CSE M12 XP AC FE STR MA STR XM DE PRODUCT CUSTOMER DRAWING					
		ANGULAR TOL ± 1.0 °		MM	1:1						
	4 PLACES ±	DRWN BY		DATE							
	3 PLACES ±	JMARSZALEK		2016/09/19							
	2 PLACES ± 0.05	CHK'D BY		DATE							
	1 PLACE ± 0.3	APPR BY		DATE							
	0 PLACES ± 0.5	RSILLER		2016/12/08							
	DRAFT WHERE APPLICABLE MUST REMAIN WITHIN DIMENSIONS	DRAWING SIZE	THIRD ANGLE PROJECTION								
		A3									
			DOCUMENT NUMBER	DOC TYPE	DOC PART	SHEET NUMBER					
			120066	PSD	000	4 OF 4					